





Arinsal Blanco Spot \*  
20x59,2 C-515



Moonlight Beige Spot \*  
20x59,2 C-540



Moonlight Azul Spot \*  
20x59,2 C-540




Arinsal Blanco  
20x59,2 C-490




Elis Crema  
20x59,2 C-515




Demeter Lista  
1x59,2 C-130



Niebla Hielo Lista  
1,5x59,2 C-290



Niebla Beige Lista  
1,5x59,2 C-290





Ductil Lista  
0,4x59,2 C-120

pavimento coordinado  
matching floor tiles

31,6x59,2

12.4"x23.3"



Vallter Blanco Rodapié  
8x31,6 C-630



Edra Crema Rodapié  
8x31,6 C-640

Vallter Blanco PEI-IV C-890  
31,6x59,2  
Sensation Acero PEI-III C-915  
31,6x59,2  
Sensation Beige PEI-IV C-900  
31,6x59,2  
Edra Crema PEI-IV C-890  
31,6x59,2

\*  
Modelo con bajo relieve engobado para rejuntar y que genera un aspecto final de mosaico sin fin.  
Las piezas se deben colocar sin separación entre ellas, para que todas las juntas queden con el mismo ancho cuando se rejunte.  
En caso de ir en una zona con salpicadura de agua deberá rejuntarse con mortero epoxídico para impedir posibles filtraciones a través de la junta.

\*  
Low relief model fully glazed with a layer of glaze over the full surface of the piece in order to create an unending mosaic aspect.  
The pieces have to be laid without spaces between each other, that way all the joints will have the same width when re-grout.  
If the material will be applied in a wet place there should be used an epoxy adhesive in order to avoid filtration.

Packing List p.329

Series	Format	Unit	Boxes Pallet	m <sup>2</sup> Pallet	m <sup>2</sup> Box	Pieces Box	Kg Pallet	Kg Box
Moonlight Spot / Arinsal Spot	20x59,2	m <sup>2</sup>	64	63,62	0,994	9	1084	16,72
Elis / Arinsal	20x59,2	m <sup>2</sup>	64	8,48	1,07	9	1339	20,70
Edra / Vallter / Sensation	31,6x59,2	m <sup>2</sup>	48	45,12	0,94	5	1046	21,50